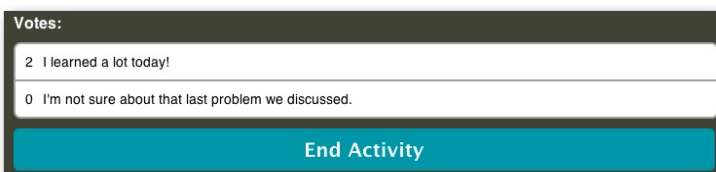


Socrative – Teacher Instructions

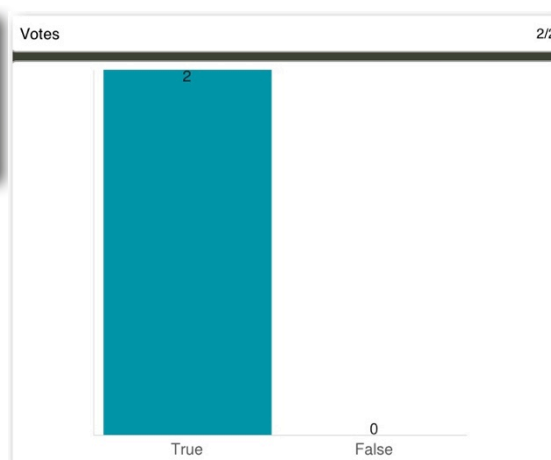
Socrative is limited to 50 users per activity. You must have at least two devices to participate.

Teacher Instructions – Running “On-the-Fly” Single Question Activities

1. Sign up for a teacher account at www.socrative.com
2. From the Control Center, click **MULTIPLE CHOICE**, **TRUE/FALSE**, or **SHORT ANSWER** under the **SINGLE QUESTION ACTIVITIES** section
3. Wait for the students to respond from their devices
4. When the votes have been submitted, scroll past the graph and click **END ACTIVITY**
5. If applicable, when using **SHORT ANSWER** questions, complete the following to complete a follow-up vote based on the student answers:
 - a. Click **VOTE ON RESPONSES**



- b. Wait for the students to submit their vote from their devices
- c. Click **END ACTIVITY**

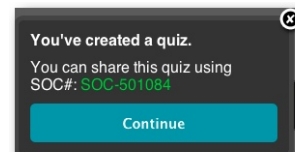


Teacher Instructions – Quiz-Based Activities

Creating a Quiz

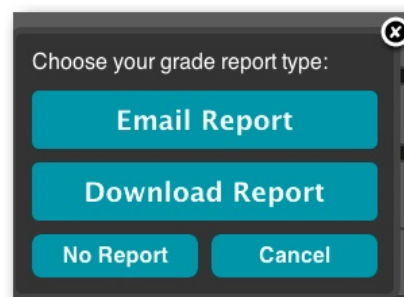
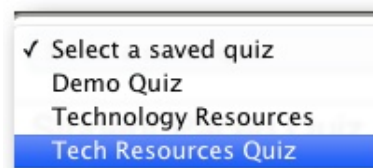
1. Sign up for a teacher account at www.socrative.com
2. From the Control Center, click **MANAGE QUIZZES** in the **CREATE, EDIT, AND IMPORT QUIZZES** section
3. Click **CREATE A QUIZ**
4. Choose the question type and follow the on-screen instructions
NOTE: Be sure to place a checkmark next to the correct answers where appropriate.
5. Scroll down to begin another question
6. Click **SAVE**
7. Click **CONTINUE**
8. Click **MAIN SCREEN**

NOTE: Socrative will add a new #1 question asking students to enter their name.



Running a Quiz

1. Go to t.socrative.com or the **SOCRATIVE TEACHER CLICKER** app and log into your teacher account
2. From the Control Center, click **START QUIZZES** in the **QUIZ BASED ACTIVITIES** section
3. From the drop-down list, select the preferred quiz
4. Select either **STUDENT PACED QUIZ** or **TEACHER PACED QUIZ**
5. If appropriate, select **HIDE LIVE RESULTS**
6. When ready, click **SEND NEXT QUESTION TO STUDENTS**
7. Continue previous step until the end of the quiz or until ready to end
8. Click **END ACTIVITY**
9. Click **EMAIL REPORT, DOWNLOAD REPORT, NO REPORT**, or **CANCEL**
10. Scroll down to the bottom of the Control Center window and click **LOG OUT**



Running an Exit Ticket

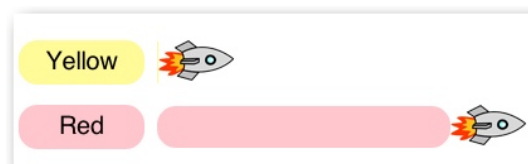
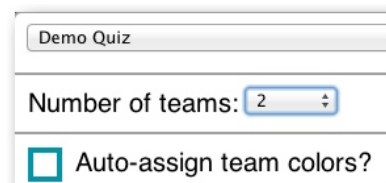
1. Go to t.socrative.com or the **SOCRATIVE TEACHER CLICKER** app and log into your teacher account
2. From the Control Center, click **EXIT TICKET** in the **QUIZ BASED ACTIVITIES** section

Students will be answered the following questions:

 - a. How well did you understand today's material?
 - b. What did you learn today?
 - c. Please solve the problem on the board.
3. When students have responded, click **END ACTIVITY**
4. Click **EMAIL REPORT, DOWNLOAD REPORT, NO REPORT**, or **CANCEL**
5. Scroll down to the bottom of the Control Center window and click **LOG OUT**

Running a Space Race Game

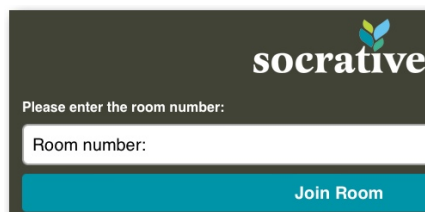
1. Go to t.socrative.com or the **SOCRATIVE TEACHER CLICKER** app and log into your teacher account
2. From the Control Center, click **SPACE RACE** in the **QUIZ BASED ACTIVITIES** section
3. From the drop-down list, select the preferred quiz
4. From the second drop-down list, select the number of teams
5. Turn **AUTO-ASSIGNED TEAM COLORS** on or off
6. Click **NEXT**
7. Click **START SPACE RACE**



Socrative – Student Instructions

Student Instructions – Single Question Activities

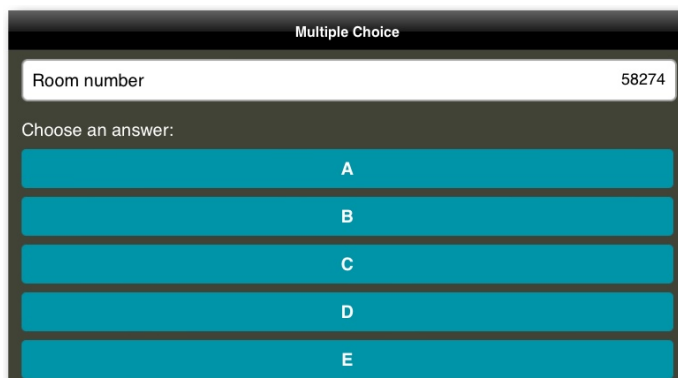
1. Launch the **SOCRATIVE STUDENT CLICKER** app or go to m.socrative.com in a web browser
2. Enter the **ROOM NUMBER** supplied by your teacher and click **JOIN ROOM**
3. Complete one of the following:
 - a. For **MULTIPLE CHOICE** and **TRUE/FALSE** questions, click your answer when prompted by the screen
 - b. For **SHORT ANSWER** questions, enter your answer into the **SUBMIT RESPONSE** field and click **SUBMIT**.
 - c. If **VOTING** on short answer class responses, click the answer that fits best
4. Click **LOG OUT** when prompted by the teacher



Student Instructions – Quiz-Based Activities

Teacher Paced Quiz

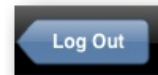
1. Launch the **SOCRATIVE STUDENT CLICKER** app or go to m.socrative.com in a web browser
2. Enter the **ROOM NUMBER** supplied by your teacher and click **JOIN ROOM**
3. Enter your name as prompted and click **SUBMIT**
4. Wait for your teacher to send the next question
5. Complete one of the following:
 - a. For **MULTIPLE CHOICE** and **TRUE/FALSE** questions, click your answer when prompted by the screen and click **DONE**
 - b. For **SHORT ANSWER** questions, enter your answer into the **SUBMIT RESPONSE** field and click **SUBMIT**.
6. Click **FINISH**
7. Click **LOG OUT** when prompted by the teacher



Student Paced Quiz

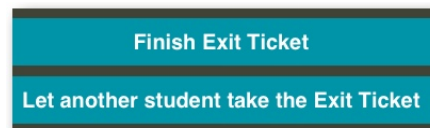
1. Launch the **SOCRATIVE STUDENT CLICKER** app or go to m.socrative.com in a web browser
2. Enter the **ROOM NUMBER** supplied by your teacher and click **JOIN ROOM**
3. Enter your name as prompted and click **SUBMIT**
4. Complete one of the following:

- a. For **MULTIPLE CHOICE** and **TRUE/FALSE** questions, click your answer when prompted by the screen and click **NEXT QUESTION**
 - b. For **SHORT ANSWER** questions, enter your answer into the **SUBMIT RESPONSE** field and click **SUBMIT**.
5. Click either **FINISH QUICK QUIZ** or **LET ANOTHER STUDENT TAKE THE QUIZ**
 6. Click **LOG OUT** when prompted by the teacher



Exit Ticket

1. Launch the **SOCRATIVE STUDENT CLICKER** app or go to m.socrative.com in a web browser
2. Enter the **ROOM NUMBER** supplied by your teacher and click **JOIN ROOM**
3. Enter your name as prompted and click **SUBMIT**
4. Complete the following questions:
 - a. How well did you understand today's material?
 - b. What did you learn today?
 - c. Please solve the problem on the board.
5. Click either **FINISH EXIT TICKET** or **LET ANOTHER STUDENT TAKE THE EXIT TICKET**
6. Click **LOG OUT** when prompted by the teacher



Space Race Game

1. Launch the **SOCRATIVE STUDENT CLICKER** app or go to m.socrative.com in a web browser
2. Enter the **ROOM NUMBER** supplied by your teacher and click **JOIN ROOM**
3. Enter your name as prompted and click **SUBMIT**
4. If applicable, choose a team color
5. Answer the questions when prompted
6. Click **NEXT QUESTION** to move to the following question
7. Click **FINISH SPACE RACE** after the last question
8. Click **LOG OUT** when prompted by the teach